

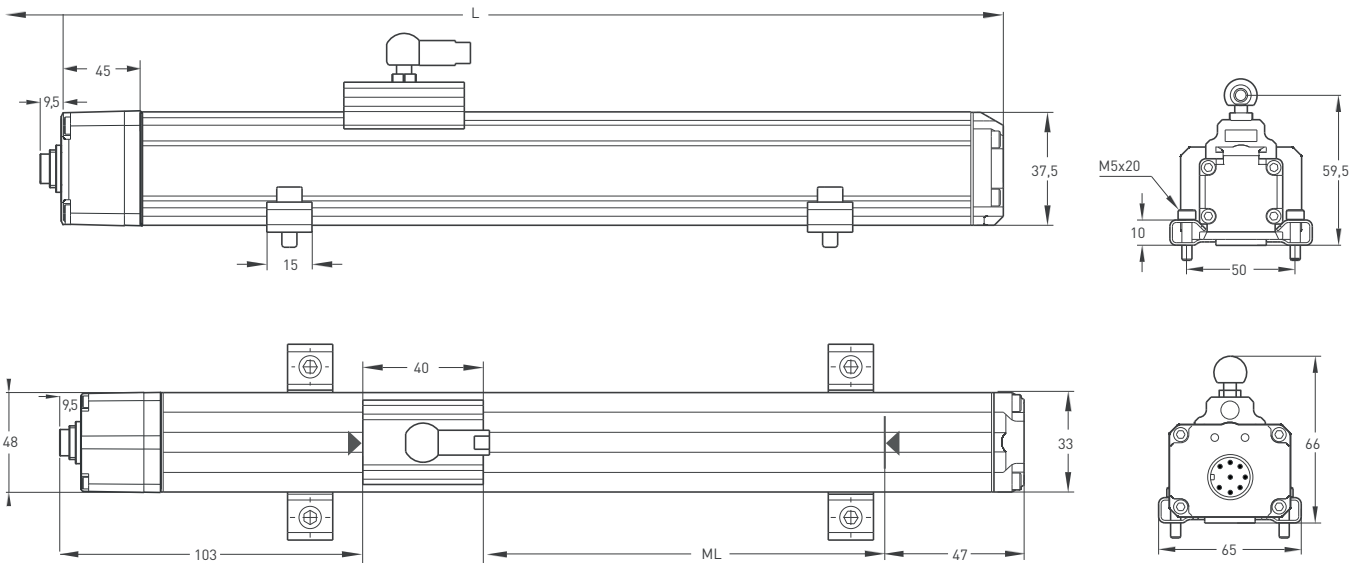


- Measuring length 100 - 5000 mm
- SSI protocol
- 24 VDC power supply
- 25µm (100mm-400mm),  
50µm (450mm-3000mm),  
100µm (4000mm-5000mm)



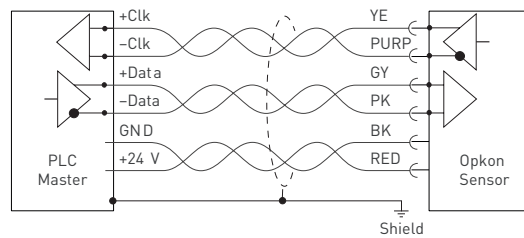
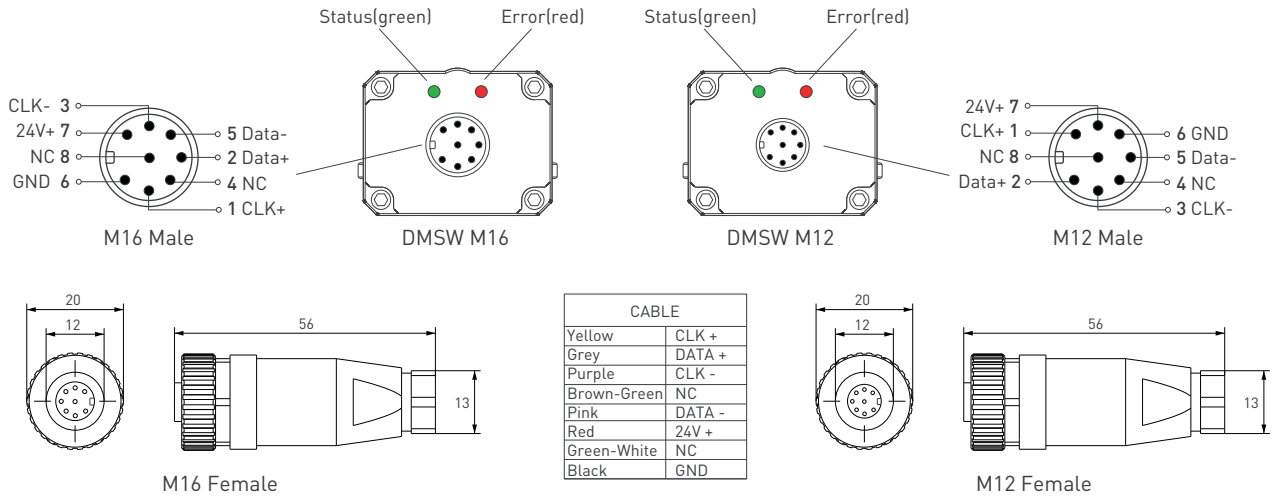
Technical Specifications	
Measurement stroke	100 - 5000 mm
Resolution	25µm (100mm-400mm), 50µm (450mm-3000mm), 100µm (4000mm-5000mm)
Repeatability	100 µm
Output	SSI
Power supply	24 VDC ±10%
Displacement speed	max. < 5 m/s
Max. consumption	< 100 mA (depending on stroke length)
Sampling rate	Up to 2 KHz (depending on stroke length)
Linearity	100 mm < %1, 100-300 mm < %0.2, 300-500 mm < %0.1, 500-5000 mm > %0.05
Reverse polarity protection	Up to -30 VDC
Overvoltage protection	Up to +30 VDC
Update time	1 ms (at 1Mb/s)
Interface	RS422 / RS485
	SSI - Gray SSI - Binary
Baud rate	max. 1Mbit sec.
Diagnostic LEDs	Green led : Power on, BUS communication active Red led : Error, Stop mode
Protection level	IP 65
Operating temperature	-10°C ... +70°C
Storage temperature	-30°C ... +90°C

**Mechanical Specifications**

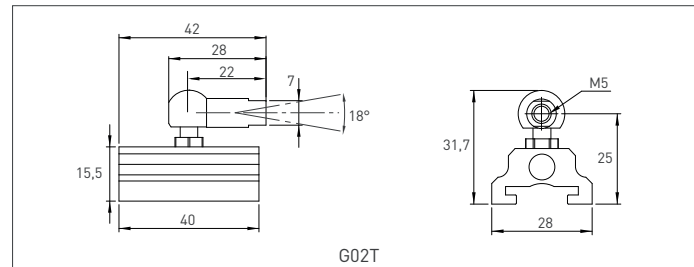


DMSW (mm)	100	150	200	250	300	350	400	450	500	550	600	650	700	750	800	850	900	1000	1100	1200	1300	1400	1500	1750	2000	2250	2500	3000	4000	5000
ML (Measuring Length)	100	150	200	250	300	350	400	450	500	550	600	650	700	750	800	850	900	1000	1100	1200	1340	1400	1500	1750	2000	2250	2500	3000	4000	5000
(Total Length)	290	340	390	440	490	540	590	640	690	740	790	840	890	940	990	1040	1090	1190	1290	1390	1490	1590	1690	1940	2272	2522	2772	3302	4342	5342
Dead Zone Calculation	103/47																													

## Connection



## Cursor



## Ordering Procedure

Model	Measurement stroke	Protocol	CRC-Check	Format	Data-length	Cursor	Connecting brackets	Connector / Cable	Dead zone
DMSW	150	SSI	0	G	16D	G02T	BR02	CN8B	103/47
DMSW	100 - 5000 mm	SSI	0 : No CRC 5 : 5 bit CRC 6 : 6 bit CRC 16: 16 bit CRC	G: Gray B: Binary	16D : 16bit 24D : 24bit 25D : 25bit 26D : 26bit	1G02T: 1 cursor 2G02T: 2 cursors	BR01 BR02	1M : 1 meter 2M5 : 2,5 meter 5M : 5 meter CN8A : M12 CN8B : M16	≤ 2000 mm 103/47 > 2000-3000 mm 185/47 > 3000-4000 mm 215/47 > 4000-5000 mm 255/47

\* T-coded sensors are used with T-coded cursors.